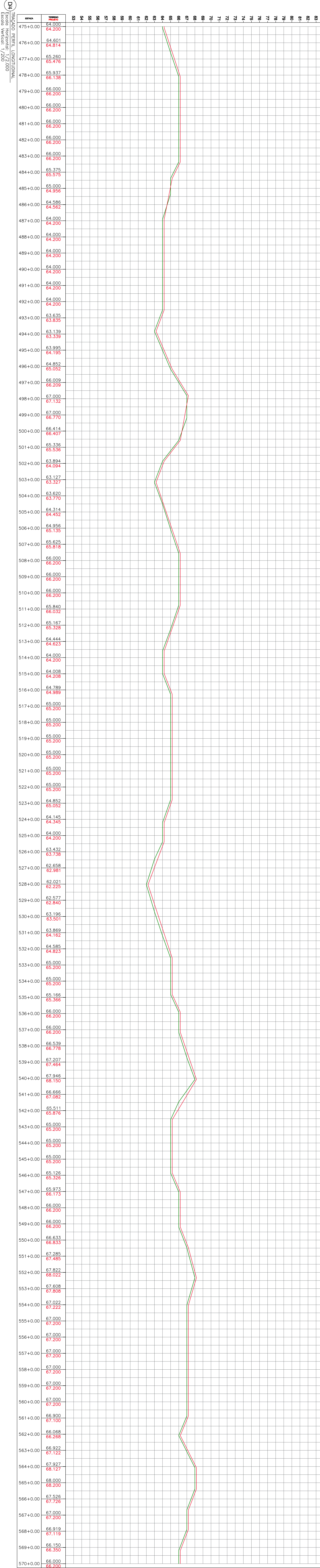

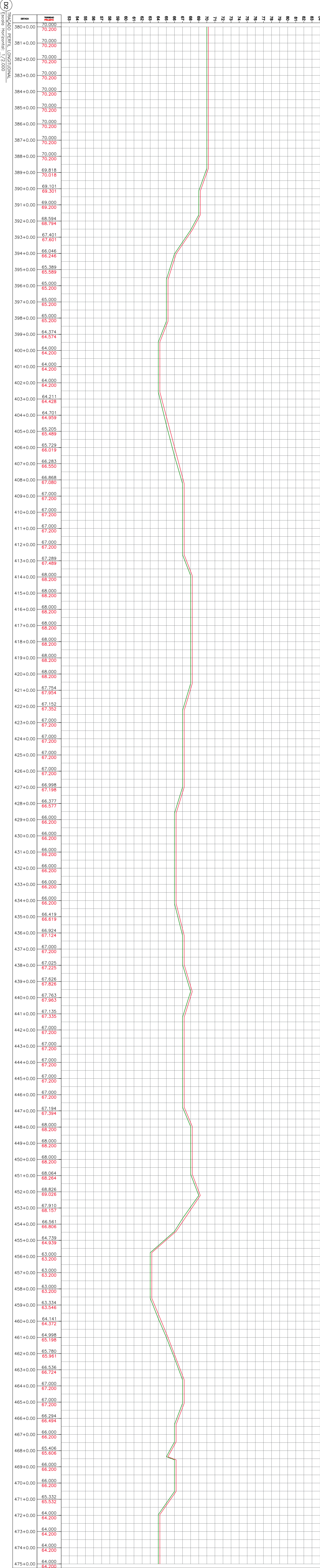



COMPARTILHO = 1.650,15m
 JARDIM = 5,00m
 AREA = 73.300,75m²



<p>ESCALA GRAFICA</p> <p>ESCALA HORIZONTAL: 1:1000 ESCALA VERTICAL: 1:100</p>		<p>LEGENDA</p> <p>— BARRIO — TERRENO — PROJETO — DRENO — JARDIM</p>	
<p>TITULO RECUPERAÇÃO DE ESTRADA VICINAL</p>			
<p>PREFETURA MUNICIPAL DE LAGOA DO PIJUI - PI</p>			
<p>REQUERENTE: POV. CHARADA AO POV. CAMALEIRA</p>			
<p>PROJETO: TRACADO HORIZONTAL - PERFL LONGITUDINAL</p>			
<p>ESCALA: 1:14.000,00</p>	<p>DATA: JUNHO / 2016</p>	<p>LOCALIZAÇÃO: 5,00m</p>	<p>ÁREA: 73.300,75 m²</p>
<p>INDICADA</p>		<p>PG0305</p>	